

Selective Branch Prediction Reversal by Correlating with Data Values and Control Flow

Juan L. Aragón¹, José González¹, José M. García¹ and Antonio González²

¹Dpto. Ingeniería y Tecnología de Computadores
Universidad de Murcia
30071 Murcia (Spain)
{jlaragon,joseg,jmgarcia}@ditec.um.es

²Departament d'Arquitectura de Computadors
Universitat Politècnica de Catalunya
08034 Barcelona (Spain)
antonio@ac.upc.es

Abstract

Branch prediction is one of the main hurdles in the roadmap towards higher clock frequencies and deeper pipelines. This work presents a new approach to enhancing current branch predictors: Selective Branch Prediction Reversal. The rationale behind this proposal is the fact that many branch mispredictions can be avoided if branch prediction is selectively reversed. We present a Branch Prediction Reversal Unit (BPRU) that selectively reverses branch predictions by correlating with the predicted values of the branch inputs, in addition to recent control flow. As a case study, we have included the BPRU in an already proposed branch predictor, the Branch Predictor through Value Prediction (BPVP). The effect is a reduction by half in its original misprediction rate. We have also measured the improvement when the BPRU is used in a hybrid scheme composed of a BPVP and a gshare predictors. Results using immediate updates show average reductions in misprediction rate ranging from 7% to 14%. Performance evaluation of the proposed BPRU in a 20-stage superscalar processor shows an IPC improvement of up to 9%.

1. Introduction

One of the common ways to increase processor performance relies on reducing the clock cycle. On a given technology, fewer gates per pipeline stage result in higher frequencies. However, this causes an increase in the pipeline depth. For instance, the Intel P6 processor has a pipeline of 10 stages and a clock frequency of 733 MHz at 0.18 microns, whereas the new Intel Pentium 4 is announced to work at a clock rate of more than 1.4 GHz with the same technology. To achieve this frequency, the pipeline is lengthened to 20 stages [6].

Deeper pipelines present a serious challenge: the branch misprediction penalty increases since branches take longer to be resolved and thus, the entering to the pipeline of instructions from the correct path is delayed. Even if the branch misprediction rate is quite small, improvements on

branch prediction accuracy significantly influence performance, due to the *superlinear* relationship between prediction accuracy and processor performance [7].

This paper presents a new approach to enhancing current branch predictors: *Selective Branch Prediction Reversal*. The rationale behind this approach is the fact that many branch mispredictions can be avoided if the branch prediction is selectively reversed. Inverting some branch predictions was proposed by other authors [14]. However, their approach showed limited performance benefits since the inversion mechanism relied on correlating the inversion with the outcome of recent branches. We propose a *Branch Prediction Reversal Unit (BPRU)* that reverses branch predictions based on the predicted value of the branch input, and the path followed to reach the branch (including the PC of the input producers). Thus, *BPRU* correlates the inversions with data values and recent control flow.

The *BPRU* can be combined with any other proposed predictor. As a case study for the application of the *BPRU*, in this work, we use as baseline predictor the *Branch Predictor through Value Prediction (BPVP)* [8], which is a branch predictor that already correlates predictions with data values. The *BPVP* was shown to have extremely high prediction accuracy when used in combination with a correlating branch predictor such as the *gshare* [15], outperforming other contemporary branch predictors. We show that the proposed *BPRU* can significantly improve the accuracy of the original *BPVP*. On average, the *BPRU* reduces the misprediction rate of the *BPVP* by half.

The rest of this paper is organized as follows. Section 2 presents a taxonomy of branch mispredictions. The proposed *BPRU* is described in Section 3 and Section 4 analyzes its performance. Section 5 presents the related work, and finally, Section 6 summarizes the main conclusions of this work.

2. Taxonomy of Branch Mispredictions

This section motivates the inclusion of a *Branch Prediction Reversal Unit (BPRU)* in a traditional branch predictor. We focus our analysis on the *BPVP* [8], which

predicts branch outcomes by predicting the values of their inputs and performing an early computation of their results according to the predicted values.

Figure 1 establishes a relationship between the behavior of the value predictor and branch predictions. Value predictions can be split into confident and non-confident, depending on the confidence counter of the value predictor entry being used¹. Each of them can result in a branch input hit or a branch input miss. A value prediction hit causes a branch prediction hit. However, a value prediction miss does not necessarily cause a branch miss. For instance, if a branch checks whether the input value is different from zero, any predicted input value but zero will cause a branch hit.

Table 1 quantifies the frequency of the different cases described in Figure 1 for the whole SpecInt95 benchmark suite. The *BPVP* uses an 8 KB stride predictor as value predictor. Section 4 further details the experimentation process. First of all, the value predictor provides 57.9% of confident predictions and 42.1% of non-confident ones. Most of the confident input predictions are correct (52.4% over 57.9%), and just a minor percentage cause branch misses (3.2% over 57.9%). Furthermore, for the non-confident input predictions, 31.5% over 42.1%, lead to value mispredictions. We also see that the majority of the total branch mispredictions come from these non-confident input mispredictions (11.2% over 14.4%). All benchmarks follow this trend, which suggests a correlation between branch mispredictions and value predictions: most branch

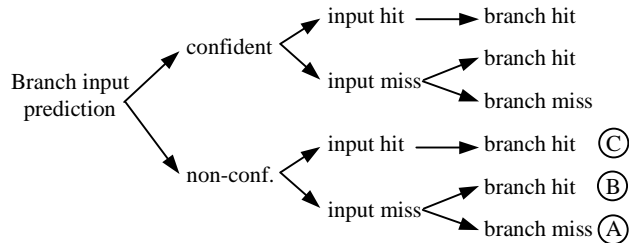


Figure 1. Diagram of the different branch outcomes depending on the input prediction.

| Benchmark | Confident pred. input | | | Non-conf. pred. input | | |
|-----------|-----------------------|---------|------------|-----------------------|---------|------------|
| | input hit | | input miss | input hit | | input miss |
| | br. hit | br. hit | br. miss | br. hit | br. hit | br. miss |
| gcc | 42.8% | 4.4% | 3.4% | 11.2% | 23.8% | 14.4% |
| compress | 46.4% | 0.8% | 4.6% | 10.9% | 22.4% | 14.9% |
| go | 27.3% | 3.9% | 5.4% | 16.6% | 27.4% | 19.3% |
| ijpeg | 63.3% | 1.6% | 2.5% | 10.3% | 13.1% | 9.1% |
| li | 45.9% | 1.6% | 2.0% | 5.8% | 33.9% | 10.9% |
| m88ksim | 76.2% | 0.9% | 2.6% | 3.7% | 11.0% | 5.5% |
| perl | 46.8% | 3.5% | 3.2% | 12.9% | 23.5% | 10.1% |
| vortex | 70.6% | 1.9% | 1.5% | 13.4% | 7.2% | 5.4% |
| AVERAGE | 52.4% | 2.3% | 3.2% | 10.6% | 20.3% | 11.2% |
| | 57.9% | | | 42.1% | | |

Table 1. Branch prediction breakdown for an 8 KB *BPVP*.

¹ Value predictors use a confidence field, usually implemented as a saturating counter, in order to assign confidence to their predictions [12].

misses come from non-confident predicted inputs and only a few branch mispredictions come from confident ones. However, in order to reverse branch predictions, not only the confidence counters of the value predictor should be taken into account. If all branch predictions based on non-confident input predictions we reversed, the overall accuracy would be degraded.

3. Branch Prediction Reversal Mechanism

In this section, we analyze alternative parameters that may be taken into account for a branch reversal mechanism and then, the proposed implementation of the *BPRU* is described.

3.1. Quantitative Analysis of the Branch Reversal Mechanism

We have first performed an off-line analysis in order to gain some insight into the processor parameters that provide a better correlation with branch mispredictions. The following parameters have been independently examined:

- The predicted value of the branch input.
- The PC of the branch input producer.
- The predicted branch input and the branch PC.
- The predicted branch input and the PC of the branch input producer.
- The predicted branch input, the PC of the branch input producer and the path followed to reach the branch.

We have run all the SpecInt95 suite using a modified version of the *sim-safe* simulator [2]. Then, the occurrences of cases A, B and C (see Figure 1) are measured for the five scenarios, assuming unbounded storage resources. For those parameter values for which Equation (1) is fulfilled, the branch prediction is reversed.

$$\text{occurrences in A} > (\text{occurrences in B} + \text{occurrences in C}) \quad (1)$$

Then, a new misprediction rate is obtained, which shows the potential of reversing the branch prediction considering this *a priori* information. More details about these experiments can be found in [1].

Figure 2 shows the new misprediction rate for *gcc*, *go*, *jpeg* and *li* applications for the five evaluated scenarios.

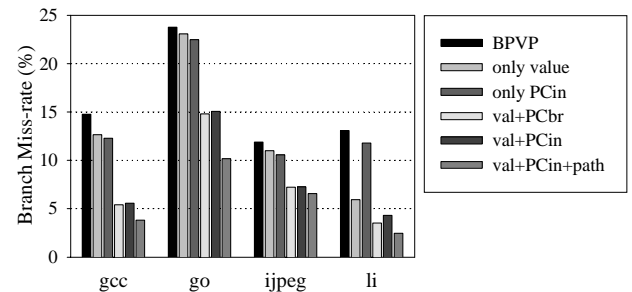


Figure 2. Potential misprediction rate using branch inversion.

The underlying branch predictor is the *BPVP* using a stride value predictor with an unrealistic size of 1 MB in order to isolate the potential of our proposal from the performance of the value predictor. It can be observed that the approach (e) is the best one. It reduces the *BPVP* misprediction rate by half for all benchmarks. These results show the potential of branch prediction reversal to enhance the performance of branch predictors when data values and control flow information are taken into account.

3.2. Branch Prediction Reversal Unit (*BPRU*)

This section presents the implementation of the *Branch Prediction Reversal Unit (BPRU)*. As a case study, we show how it works in conjunction with the *BPVP* predictor, although this unit could be included in any branch predictor.

Figure 3 depicts the block diagram of the *BPRU*. It consists of a *Reversal Table (RT)* and the logic necessary for making the reversal of the preliminary branch outcome. Each entry of the *RT* stores a reversal counter, which is an up/down saturating counter, and a tag. The *RT* is accessed when the branch is predicted, by hashing some processor state information. The most significant bit of the counter of the corresponding *RT* entry indicates whether the branch outcome is reversed. Once the correct branch outcome is computed, the *RT* entry is updated, incrementing the counter if the preliminary branch outcome was incorrect, and decreasing the counter otherwise.

Figure 4 depicts the block diagram of the *BPRU* when it is integrated along with the *BPVP* predictor. Details about how the *BPVP* works can be found in [8]. We refer to this new scheme as *BPVP+BPRU*. According to the analysis of the previous section, the most effective approach to reversing branch predictions is to correlate with the predicted value, the PC of the branch input producer and the path followed to reach the branch. The first and the second parameters along with a non-confidence signal are forwarded from the *BPVP* to the *BPRU*. In addition, the *BPRU* maintains a *Path History Register (PHR)*, which stores the path followed to reach the branch. For each fetched control-flow instruction (conditional or unconditional), the *PHR* is shifted 2 bits to the left and the

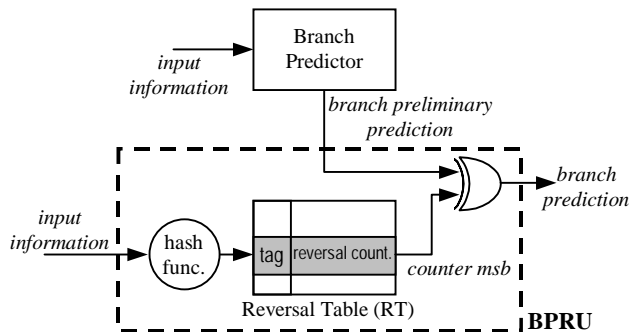


Figure 3. Block diagram of the *BPRU*.

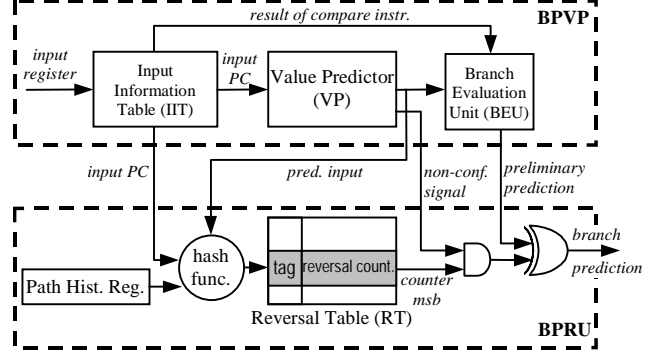


Figure 4. Block diagram of the *BPRU* integrated along with the *BPVP*.

2 least significant bits of the PC are shifted in. The *RT* is indexed by hashing the PC of the branch input producer, the predicted value and the *PHR*. Nevertheless, for other branch predictors, different information could be used, such as the values of some particular registers, the branch PC, history of recent outcomes, etc.

Conflicts in the *RT* are one of the major problems that may limit the *BPRU* performance [1]. We observed that the use of tags alleviates destructive aliasing, obtaining higher performance than a non-tagged *RT* of the same size, despite of the space occupied by the tags. Besides, the replacement policy of the *RT* has to be carefully selected. Our replacement policy gives priority to entries with lower values in their reversal counter.

The *BPVP* predictor exploits different predictability phenomena than a correlating predictor, and the combined effect in a hybrid scheme obtains very low misprediction rates [8]. In the next section we will evaluate the benefits of the *BPRU* when applied to the *BPVP* alone and in a hybrid scheme composed of the *BPVP* and a correlating branch predictor (e.g. *gshare*).

4. Experimental Results

This section analyzes the performance of the proposed *BPRU* engine when it is integrated along with the *BPVP*. We also present results for a hybrid mechanism composed of two correlating predictors: *bimodal (2bit)* [19] and *gshare* [15]. Thus, the evaluated hybrid predictors are: *BPVP+BPRU+gshare*, *BPVP+gshare*, and *2bit+gshare*².

4.1. Simulation Methodology

We have considered the five programs from the SpecInt95 benchmark suite that exhibit the highest misprediction rates. Table 2 shows for each benchmark the input set, the number of dynamic instructions and the number of conditional branches. All benchmarks were

² The first and the second predictors use the selector proposed in [8], whereas the *2bit+gshare* uses the selector proposed in [15]. For each case, we chose the selector that produced the best results.

compiled with maximum optimizations (`-O4 -migrate`) by the Compaq Alpha compiler, and they were run until completion using the *SimpleScalar/Alpha* v3.0 tool set [2].

| Benchmark | Input Set | # dyn. Instr. (in Mill.) | # dyn.cond. branch (Mill) |
|-----------|------------------|-----------------------------|------------------------------|
| compress | 40000 e 2231 | 169.6 | 12.6 |
| gcc | genrecog.i | 145.4 | 19.3 |
| go | 9 9 | 145.6 | 15.4 |
| jpeg | specmun -qual 45 | 166.0 | 9.4 |
| li | 7 queens | 242.7 | 32.0 |

Table 2. Benchmark characteristics

4.2. Results for Immediate Updates

The first set of experiments update prediction tables immediately, in order to evaluate the potential of the selective reversal mechanism when it is isolated from other aspects of the microarchitecture (using the *sim-safe* simulator). We first measure the misprediction rate of the *BPVP+BPRU* predictor for different sizes. For each configuration, half of the total size is devoted to the *BPVP* and the other half to the *BPRU*. The *RT* is implemented as an 8-way associative table using 13 bits for tags and 3 bits for the reversal counters. All the experiments compare predictors of the same total size, including the space occupied by tags and counters.

Figure 5 shows the results. It can be observed that *BPVP+BPRU* significantly outperforms *BPVP* for all benchmarks and all evaluated sizes. On average, the *BPRU* reduces the misprediction rate of the *BPVP* by half for 32 KB capacity. Besides, as the total predictor size grows, the difference between the misprediction rates of both predictors becomes higher, which shows that the *BPRU* exploits other type of correlations not included in the *BPVP*.

The misprediction rate of the *BPVP* is not impressive, since this predictor was designed to be used in conjunction with a correlating branch predictor. Figure 6 shows the misprediction rates for the hybrid *BPVP+BPRU+gshare*, *BPVP+gshare* and *2bit+gshare* predictors. More details about the configurations used can be found in [1].

First, the *BPVP+BPRU+gshare* outperforms the *BPVP+gshare* for all benchmarks and for all size configurations excepting *compress*, for which both have about the same performance. A *BPVP+BPRU+gshare* with a size of 36 KB obtains, on average, a similar misprediction rate than a *BPVP+gshare* of 128 KB. Second, the combination of *BPVP+BPRU+gshare* significantly outperforms the *2bit+gshare* for all size configurations. On average, a *BPVP+BPRU+gshare* with a total size of 9 KB has about the same misprediction rate (7.7%) as a *2bit+gshare* of 128 KB (7.5%). Summarizing, on average the *BPVP+BPRU+gshare* reduces the misprediction rate by a factor that ranges from 7% to 14%

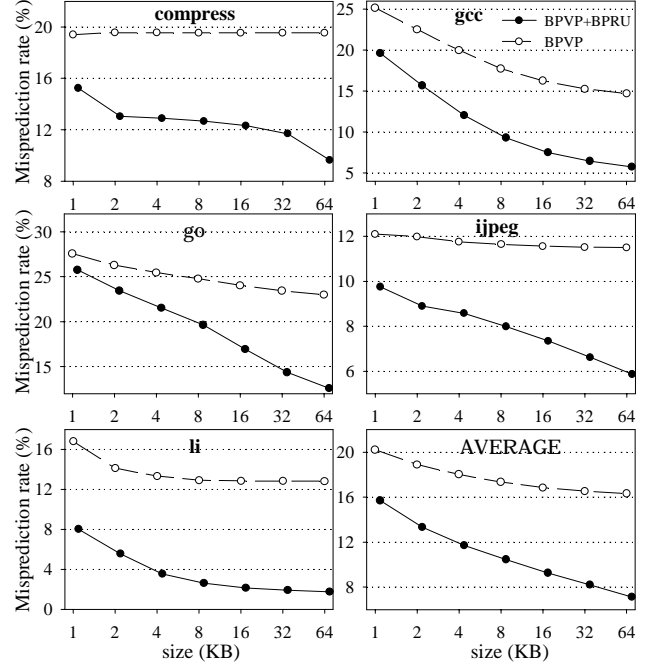


Figure 5. Branch misprediction rates for *BPVP+BPRU* and *BPVP* predictors for five SpecInt95 applications as well as the arithmetic mean.

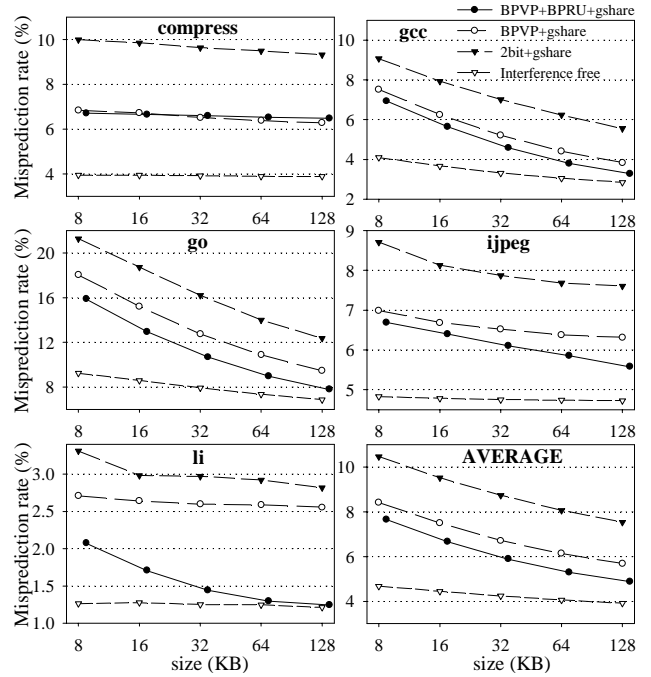


Figure 6. Branch misprediction rates for *BPVP+BPRU+gshare*, *BPVP+gshare*, *2bit+gshare* and *BPVP+BPRU+gshare* with an interference-free *RT*.

with respect to the *BPVP+gshare*, and from 24% to 35% with respect to a *2bit+gshare*.

Finally, we note that the potential of the *BPRU* is limited by destructive aliasing when accessing the *RT*. This can be observed by looking at the misprediction rate

of the *BPVP+BPRU+gshare* using an interference-free *RT*. The unbounded *RT* provides huge improvements for all benchmarks. For instance, in the *go* application, the miss rate of an 8 KB *BPVP+gshare* drops from 18% to 9% when a *BPRU* with an interference-free *RT* is included. This shows the potential of the proposed branch reversal mechanism as well as an opportunity for improvement by using better indexing schemes to access the *RT*.

4.3. Results for Realistic Updates

This section presents an evaluation of the proposed *BPRU* in a dynamically-scheduled superscalar processor. Details of the simulated superscalar pipeline are described in Table 3. In addition, the original *sim-outorder* simulator pipeline has been lengthened to 20 stages, following the pipeline scheme of the Pentium 4 processor [6].

| | |
|------------------|---|
| Fetch engine | Up to 8 instructions/cycle, 2 taken branches, 8 cycles misprediction penalty. |
| Execution engine | Issues up to 8 instructions/cycle, 128-entries reorder buffer, 64-entries load/store queue. |
| Functional Units | 8 integer alu, 2 integer mult, 2 memports, 8 FP alu, 1 FP mult. |
| L1 Instr-cache | 128 KB, 2-way set associative, 32 bytes/line, 1 cycle hit latency. |
| L1 Data-cache | 128 KB, 2-way set associative, 32 bytes/line, 1 cycle hit latency. |
| L2 unified cache | 512 KB, 4-way set associative, 32 bytes/line, 6 cycles hit latency, 18 cycles miss latency. |
| Memory | 8 bytes/line, virtual memory 4 KB pages, 30 cycles TLB miss. |

Table 3. Simulated superscalar pipeline parameters.

Figure 7 shows the IPC obtained for each benchmark when using the *BPVP+BPRU+gshare*, *BPVP+gshare* and *2bit+gshare* predictors for three different sizes. The latency considered for the *2bit+gshare* is one cycle, that is, the branch prediction is made during the fetch stage. The latency considered for the *BPVP+BPRU* is 3 cycles, since the *BPVP* has to perform several table accesses to provide the prediction³ [8]. We can observe that the addition of the *BPRU* results in a significant speedup for all cases. The

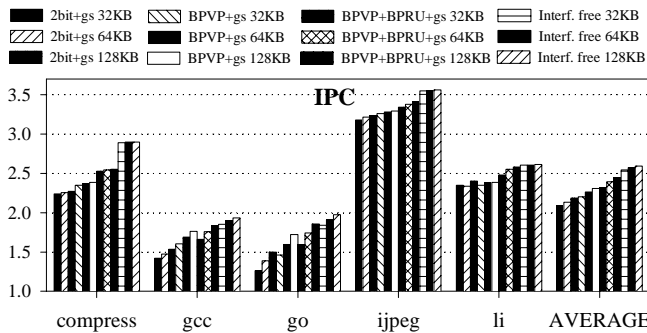


Figure 7. IPC for *BPVP+BPRU+gshare*, *BPVP+gshare* and *2bit+gshare* for different predictor sizes.

³ To reach this latency, accesses to the different tables can be pipelined by adding latches in between.

average IPC obtained with the *BPVP+BPRU+gshare* predictor is significantly higher than the IPC of the *2bit+gshare* (average speedups of 13%, 14% and 14% for 32 KB, 64 KB and 128 KB respectively). Also, a *BPVP+BPRU+gshare* of about 32 KB achieves the same performance as a *BPVP+gshare* of 128 KB.

Table 4 shows the speedup obtained by *BPVP+BPRU+gshare* with respect to *BPVP+gshare* and *2bit+gshare* for a total predictor size of 64 KB.

| Baseline | BPRU | compress | gcc | go | jpeg | li | AVG. |
|----------|----------------|----------|------|------|------|------|------|
| BPVP+ | realistic | 1.07 | 1.04 | 1.09 | 1.03 | 1.07 | 1.06 |
| gshare | Interf.free RT | 1.22 | 1.11 | 1.18 | 1.08 | 1.11 | 1.14 |
| 2bit+ | realistic | 1.19 | 1.13 | 1.25 | 1.05 | 1.09 | 1.14 |
| gshare | Interf.free RT | 1.29 | 1.28 | 1.38 | 1.10 | 1.12 | 1.23 |

Table 4. Speedup for a total size of 64 KB.

The average speedup of the *BPVP+BPRU+gshare* over *BPVP+gshare* is 6%. *Go* is the benchmark which obtains the higher speedup (9%). Comparing *BPVP+BPRU+gshare* with *2bit+gshare*, the average speedup is about 14%. The benchmark that obtains the best speedup is again *go* (25%). Finally, the speedup of the *BPRU* with an interference-free *RT* is very high, specially for *compress*, *gcc* and *go*. For a size of 64 KB, the average speedups over *BPVP+gshare* are 22%, 11% and 18% respectively.

5. Related Work

The vast majority of branch predictors rely on the fact that the outcome of a branch may correlate with its own history [19][20], the behavior of previous branches [15][19], or the path followed by the program [16]. Some other works have focused on improving the performance of those predictors by avoiding aliasing [4][18] or by combining different branch predictors [5][15].

On the other hand, several studies have shown that some instructions generate data values that follow predictable patterns [13][17]. Therefore, value prediction has been mainly applied to data value speculation [3][12]. The aim of these proposals is to overcome the serialization imposed by data dependences.

In [17], the potential of improving branch prediction accuracy by using data value prediction was suggested but no particular mechanism is proposed. In [8], it is proposed the *BPVP* predictor which correlates branch predictions with data values, obtaining a very high accuracy when it is used along with a correlating branch predictor. In [10], it is proposed a branch predictor which correlates with data values to index a prediction table. The scheme also includes a *Rare Event Predictor*, for the exceptional cases.

In [11], a branch confidence estimator is proposed, and although it is suggested that can be used for branch reversal, neither a particular implementation nor a miss rate evaluation is presented. In [9] different branch

confidence estimators are proposed and, in [14], they are evaluated when used for *Selective Branch Inversion*. All the confidence estimators proposed are just based on correlating on recent branch outcomes and the branch PC, without correlating on other processor parameters such as data values. The results showed average misprediction reductions by a factor of 5%-7% over a *2bit+gshare* (named *mcfarling* in that work), which is lower than the reduction we present in this work (7%-14% achieved by the *BPRU+BPVP+gshare* over *BPVP+gshare*, which, in turn, is a better predictor than the *2bit+gshare*).

6. Conclusions

In this paper we have proposed a *Selective Branch Prediction Reversal* mechanism as an effective approach to improving branch prediction accuracy. It relies on the fact that many branch mispredictions can be avoided if branch predictions are selectively reversed based on some processor parameters. We have evaluated several parameters and showed that the result of a branch prediction can be correlated with the predicted data value of the branch input, path history and the PC of the branch input producer. We have proposed a *Branch Prediction Reversal Unit (BPRU)* that selectively reverses particular branches likely to be mispredicted, based on the above parameters.

As an example of its functionality, we have integrated the *BPRU* with the *BPVP* predictor, which on average results in a reduction in misprediction rate by half. In addition, we have compared the hybrid *BPVP+BPRU+gshare* against both the *BPVP+gshare* and the *2bit+gshare* predictors. Results using immediate updates show average reductions of misprediction rates by a factor that ranges from 24% to 35% over *2bit+gshare*, and from 7% to 14% over *BPVP+gshare*.

We have also evaluated the proposed *BPVP+BPRU+gshare* predictor for a superscalar processor with a 20-stage pipeline using realistic table updates and prediction latencies. Results show average speedups of 6% (up to 9% for some applications) over *BPVP+gshare* and 14% (up to 25%) over *2bit+gshare*. Results have also shown that the potential performance of the *BPRU* is limited by destructive aliasing. This suggests an opportunity for improvement by exploring other indexing schemes to access the *Reversal Table*.

Acknowledgements

This work has been supported by the project TIC2000-1151-C07-03 of the *Plan Nacional of I+D+I* of the Spanish Ministry of Science and Technology and by the Spanish CICYT under grant TIC98-0511.

References

- [1] J.L. Aragón, J. González, J.M. García and A. González. "Selective Branch Prediction Reversal by Correlating on

- Data Values and Control Flow". Tech.Report #UM-DITEC-2000-08, University of Murcia, 2000. <http://ditec.um.es/reports/Public/UM-DITEC-2000-08.ps.gz>
- [2] D. Burger and T.M. Austin. "The SimpleScalar Tool Set, Version 2.0". Technical Report #1342, University of Wisconsin-Madison, Computer Sciences Department, 1997.
- [3] B. Calder, G. Reinman and D.M. Tullsen. "Selective Value Prediction". Proc. of the Int. Symp. on Comp. Arch., 1999.
- [4] P.Y. Chang, M. Evers and Y.N. Patt. "Improving Branch Prediction Accuracy by Reducing Pattern History Table Interference". Proc. of the Int. Conf. on P.A.C.T., 1996.
- [5] M. Evers, P.Y. Chang and Y.N. Patt. "Using Hybrid Branch Predictors to Improve Branch Prediction Accuracy in the Presence of Context Switches". Proc. of the I.S.C.A., 1996.
- [6] P.N. Glaskowsky. "Pentium 4 (Partially) Previewed". Microprocessor Report (Microdesign Resources), August 2000.
- [7] J. González and A. González. "The Potential of Data Value Speculation to Boost ILP". Proc. of the Int. Conf. on Supercomputing, pp. 21-28, 1998.
- [8] J. González and A. González. "Control-Flow Speculation through Value Prediction for Superscalar Processors". Proc. of the Int. Conf. on Parallel Arch. and Compil. Tech., 1999.
- [9] D. Grunwald, A. Klauser, S. Manne and A. Pleszkun. "Confidence Estimation for Speculation Control". Proc. of the Int. Symp. on Computer Architecture, 1998.
- [10] T.H. Heil, Z. Smith and J.E. Smith. "Improving Branch Predictors by Correlating on Data Values". Proc. of the Int. Symp. on Microarchitecture, 1999.
- [11] E. Jacobsen, E. Rotenberg and J.E. Smith. "Assigning Confidence to Conditional Branch Predictions". Proc. of the Int. Symp. on Microarchitecture, 1996.
- [12] M.H. Lipasti and J.P. Shen. "Exceeding the Dataflow Limit via Value Prediction". Proc. of the Int. Symp. on Microarchitecture, pp. 226-237, 1996.
- [13] M.H. Lipasti, C.B. Wilkerson and J.P. Shen. "Value Locality and Load Value Prediction". Proc. of the Int. Conf. on Architect. Support for Prog. Lang. and Oper. Systems, 1996.
- [14] S. Manne, A. Klauser and D. Grunwald. "Branch Prediction using Selective Branch Inversion". Proc. of the Int. Conf. on Parallel Architectures and Compilation Tech., 1999.
- [15] S. McFarling. "Combining Branch Predictors". Tech. Report #TN-36. Digital Western Research laboratory, 1993.
- [16] R. Nair. "Dynamic Path-Based Branch Correlation". Proc. of the Int. Symp. on Microarchitecture, pp. 15-23, 1995.
- [17] Y. Sazeides and J.E. Smith. "Modeling Program Predictability". Proc. of the Int. Symp. on Computer Architecture, pp. 73-84, 1998.
- [18] E. Sprangle, R.S. Chappell, M. Alsop and Y.N. Patt. "The Agree Predictor: A Mechanism for Reducing Negative Branch History Interference". Proc. of the I.S.C.A., 1997.
- [19] J.E. Smith. "A Study of Branch Prediction Strategies". Proc. of the Int. Symp. on Computer Architecture, 1981.
- [20] T.Y. Yeh and Y.N. Patt. "A Comparison of Dynamic Branch Predictors that Use Two Levels of Branch History". Proc. of the Int. Symp. on Comp. Architecture, pp. 257-266, 1993.